

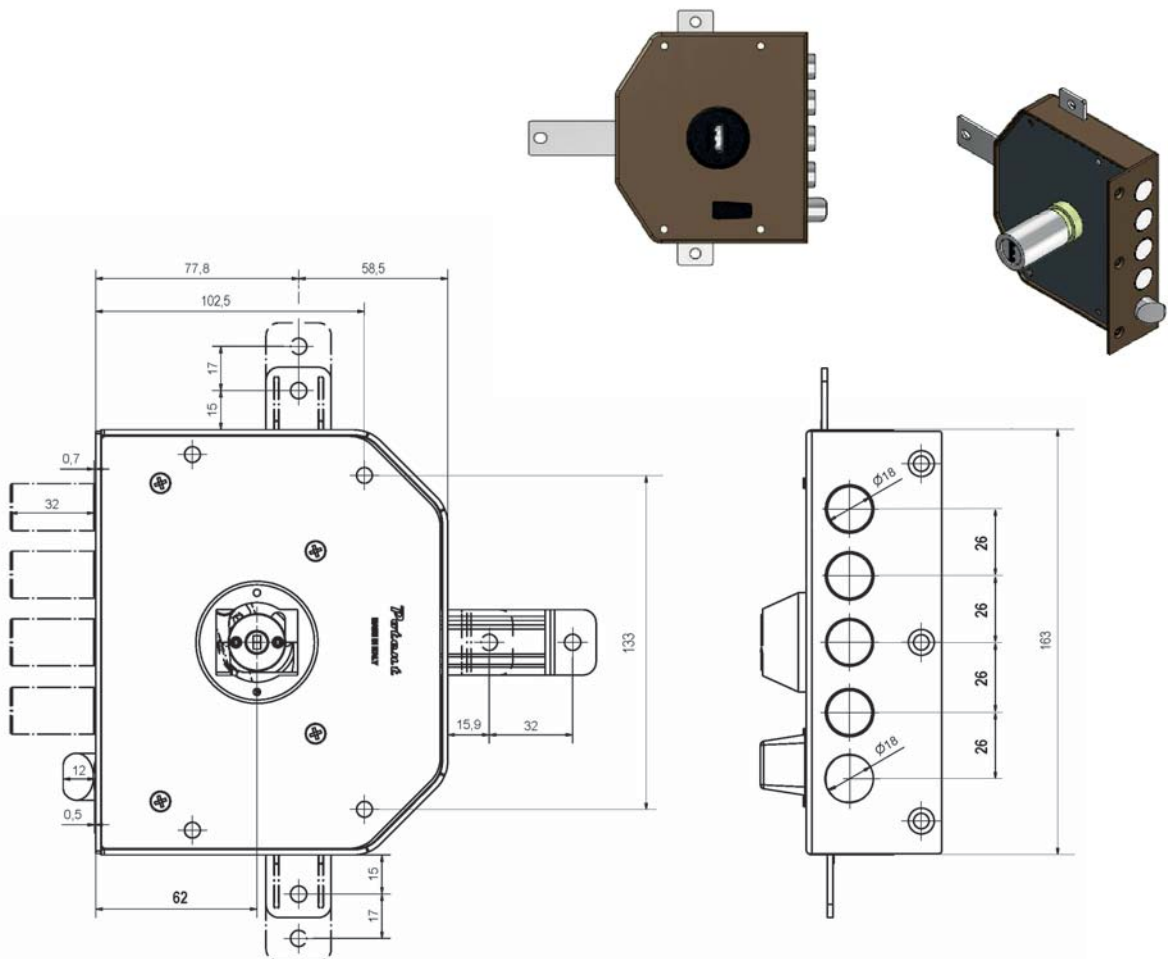
Serie 415CA


- Serrature a cilindro a pompa (lunghezza standard cilindro 50 mm, 60-80 mm a richiesta)
- Cilindro corazzato con antistrappo girevole e pastiglia antitrapano
- 170.000 combinazioni con perni addizionali anticasso
- Con o senza mezzo giro (rovesciato a richiesta)
- 1-3-5 punti di chiusura
- Fornite con 3 chiavi cromate, mostrine entrata chiave cromo lucido, aste e accessori di montaggio
- Interno passaggio chiave o pomolo
- Finitura martellata marrone con vernice epossidica a forno antigraffio
- Adatta per porte in legno / ferro

- Pump cylinder locks (cylinder standard length 50 mm, 60-80 mm on demand)
- Armoured cylinder with grip-proof turning protection and drill-proof washer
- 170.000 combination codes with additional picking-proof pins
- With or without latch (reversed on demand)
- 1-3-5 locking points
- Supplied with 3 chromed keys, keyhole shields chrome plated, bars and fittings
- Inside keyhole or knob
- Brown hammered finish with oven epoxy paint anti-scratch
- For wooden and iron doors

- Serrures à cylindre à pompe, (longueur standard cylindre 50 mm, 60-80 mm sur demande)
- Cylindre blindé avec anti-pince tournant et pastille anti-perçage
- 170.000 combinaisons avec goujons additionnels anti-tâtage
- Avec ou sans demi-tour (inverse sur demande)
- 1-3-5 points de fermeture
- Fournies avec 3 clés chromées, plaquettes entrée clé chromées, barres et accessoires de montage
- Passage Intérieur à clé ou bouton
- Finition martelée marron avec peinture époxy anti-égratignures passée au four
- Pour portes en bois et fer





Chiavistelli interasse 26 mm
Entrata chiave 62 mm





Serie 415CA

Chiavistelli interasse 26 mm
Entrata chiave 62 mm

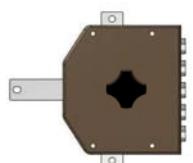


Sinistro Left Gauche	Destro Right Droite	Chiusure Lockings Fermetures	1/2 giro Latch Demi-tour	Interno Inside Intérieur	Kg + aste Kg + bars Kg + barres
415CA/S	415CA/D	1	-	pomolo knob bouton	2,350
420CA/S	420CA/D	1	-	calotta keyhole passage clé	2,350
435CA/S	435CA/D	1	√	pomolo knob bouton	2,350
440CA/S	440CA/D	1	√	calotta keyhole passage clé	2,350
495CA/S	495CA/D	3	-	pomolo knob bouton	2,500 + 1,450
500CA/S	500CA/D	3	-	calotta keyhole passage clé	2,500 + 1,450
515CA/S	515CA/D	3	√	pomolo knob bouton	2,500 + 1,450
520CA/S	520CA/D	3	√	calotta keyhole passage clé	2,500 + 1,450

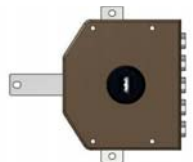
Serie 415CA

Chiavistelli interasse 26 mm
Entrata chiave 62 mm

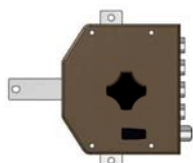
Sinistro Left Gauche	Destro Right Droite	Chiusure Lockings Fermetures	1/2 giro Latch Demi-tour	Interno Inside Intérieur	Kg + aste Kg + bars Kg + barres
----------------------------	---------------------------	------------------------------------	--------------------------------	--------------------------------	---------------------------------------



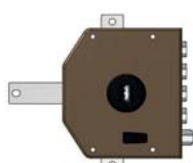
581CA/S	581CA/D	5	-	pomolo knob bouton	3,050 + 3,150
----------------	----------------	---	---	--------------------------	---------------------



583CA/S	583CA/D	5	-	calotta keyhole passage clé	3,050 + 3,150
----------------	----------------	---	---	-----------------------------------	---------------------



582CA/S	582CA/D	5	√	pomolo knob bouton	3,050 + 3,150
----------------	----------------	---	---	--------------------------	---------------------



584CA/S	584CA/D	5	√	calotta keyhole passage clé	3,050 + 3,150
----------------	----------------	---	---	-----------------------------------	---------------------

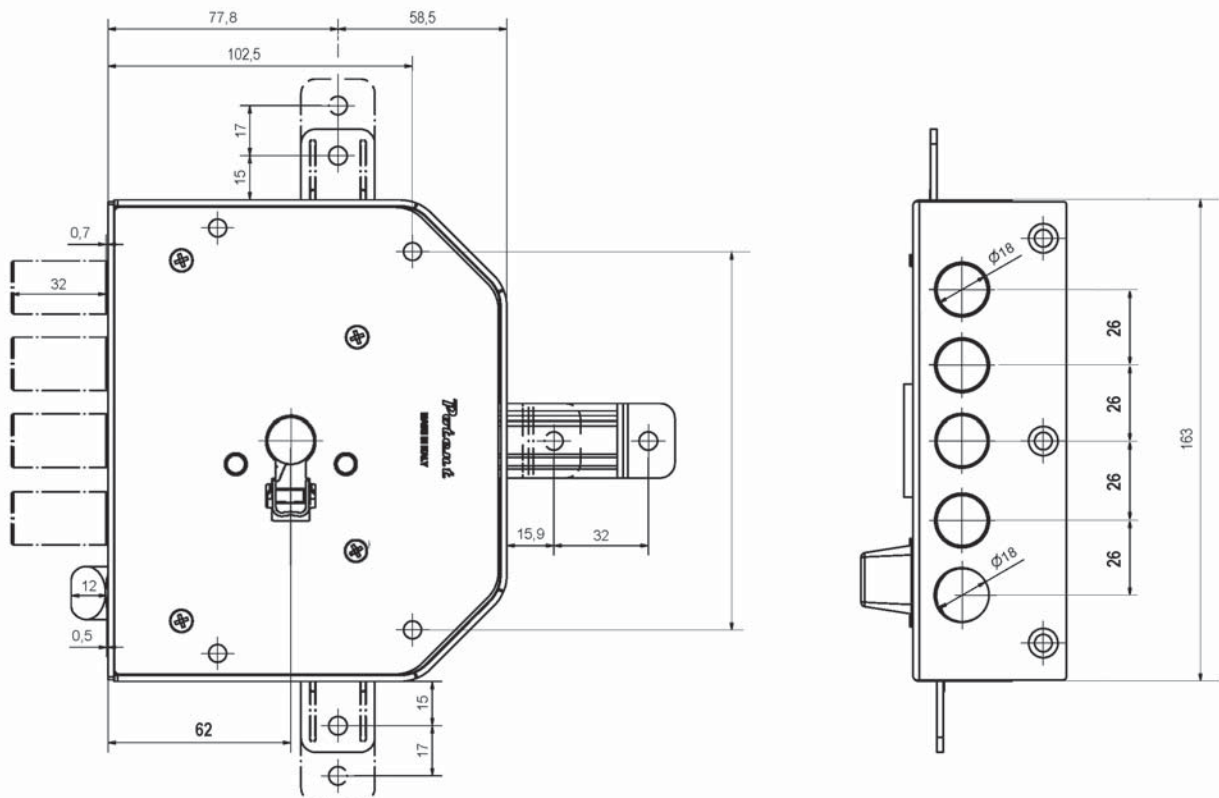
Serie 415CEA


- Serrature a cilindro a profilo Europeo
- sistema a 2 mandate movimentate dal cilindro con sistema di controllo a doppi canali contrapposti
- Il supporto del Cilindro a profilo Europeo avviene tramite un supporto di sostegno in dotazione e grazie a due boccole di fissaggio con interasse 38 mm
- la serratura è realizzata con un sistema di controllo anti-sfilamento e anti-rottura del cilindro con sistema di blocco irreversibile
- 1-3-5 punti di chiusura
- Finitura martellata marrone con vernice epossidica a forno antigraffio
- Adatta per porte in legno / ferro

- European surface cylinder lock
- System with 2 turns lock and dual opposite channels control system
- European Cylinder fixing system made with a special support and with 2 bushes with interaxe 38mm
- The lock is realized with an anti-break/extraction cylinder device and irreversible block status
- 1-3-5 locking points
- Brown hammered finish with oven epoxy paint anti-scratch
- For wooden and iron doors

- Serrures en applique avec cylindre à profile Européen
- Système à 2 tours, activé par le cylindre avec contrôle aux doubles canaux opposés
- Le système de fixation du cylindre Européen est réalisé par un support spécial avec 2 boîtes d'essieu avec entraxe 38mm
- La serrure est réalisée avec un système de control anti-extraction et rupture du cylindre et bloc irréversible de l'ouverture
- 1-3-5 points de fermeture
- Finition martelée avec peinture époxy anti-égratignures passée au four
- Pour portes en bois et fer

Chiavistelli interasse 26 mm
Entrata chiave 62 mm





Serie 415CEA

Chiavistelli interasse 26 mm
Entrata chiave 62 mm

	Sinistro Left Gauche	Destro Right Droite	Chiusure Lockings Fermetures	1/2 giro Latch Demi-tour	Kg + aste Kg + bars Kg + barres
	415CEA/S	415CEA/D	1	-	2,250
	435CEA/S	435CEA/D	1	√	2,250
	495CEA/S	495CEA/D	3	-	2,400 + 1,450
	515CEA/S	515CEA/D	3	√	2,400 + 1,450
	581CEA/S	581CEA/D	5	-	2,950 + 3,150
	582CEA/S	582CEA/D	5	√	2,950 + 3,150